

JP328SK

GE® 30" Built-In Electric Cooktop

Dimensions and Installation Information

†**Note:** Check local codes for required breaker size

Important: Maintain 5" (12.7 cm) minimum vertical clearance between the cooktop bottom and any combustible surfaces. Clearance not required when installing wall oven underneath. Requires an 18" minimum from cooktop to adjacent overhead cabinets. Units are furnished with a 48" flexible armored cable.

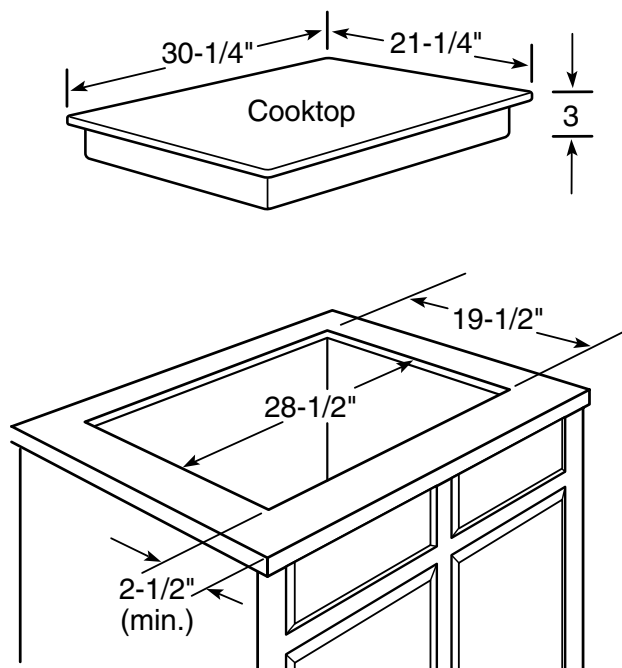
Cooktop models JP328WK/328BK/328CK/328SK are approved for use over GE 27" or 30" Single Wall Ovens. Refer to cooktop and wall oven installation instructions packed with product for current dimensional data.

If installed with a **GE Telescopic Downdraft System**, consult both cooktop and downdraft installation instructions packed with product before installing. Cooktop gas/electric supply may need to be re-routed to install downdraft.

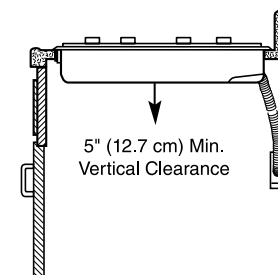
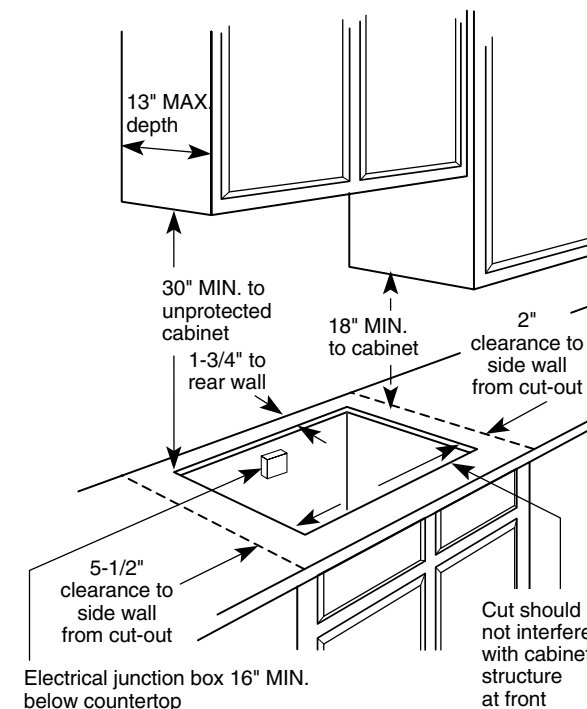
The countertop must be at least 26" deep with a flat surface area of 23-1/2" or more, front to back. In addition, other clearances to the front edge of the countertop must be considered.

This cooktop **cannot** be installed in countertops that cannot accept screws, such as granite or marble, etc.

Filler Trim Kit: When replacing an old GE 30" cooktop (with larger opening) use the following one-piece trim kit to fill in the over-size hole. Available at additional cost. JXTR31W (White) JXTR31C (Bisque) JXTR31B (Black)



KW Rating	
240V	7.4
208V	5.6
Breaker Size	
240V	40 Amps†
208V	30 Amps†



For answers to your Monogram®, or GE® appliance questions, visit our website atge.com or call GE Answer Center® service, 800.626.2000.



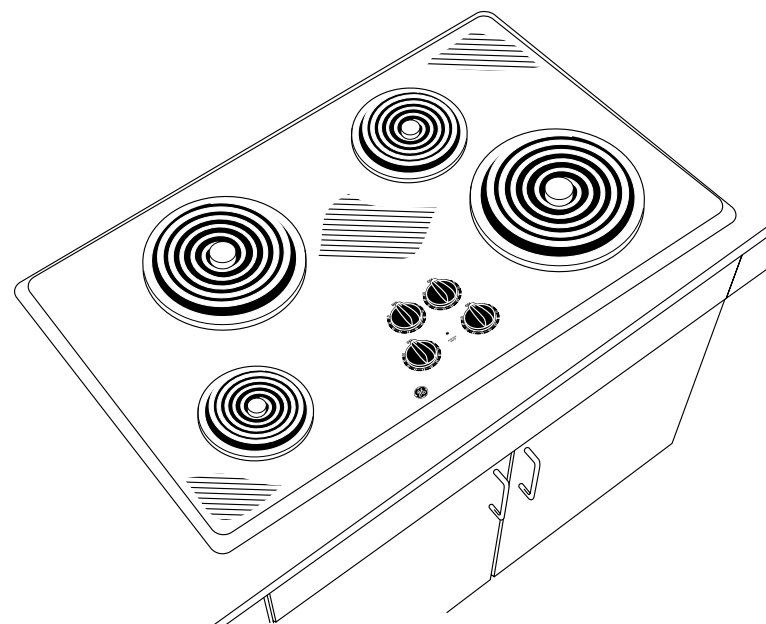
Listed by
Underwriters
Laboratories

JP328SK

GE® 30" Built-In Electric Cooktop

Features and Benefits

- Coil heating elements - Provides consistent and even heat on the cooktop with a plug-in element that is removable for easy cleaning
- Lift-up cooktop with support rod - Makes spills and messes under the cooktop easily accessible and within your reach
- Upfront controls - Controls are placed within easy reach at the front center of the cooktop
- Heating element "On" light - Illuminates when the cooking surface is activated
- Model JP328SKSS - Stainless steel



imagination at work