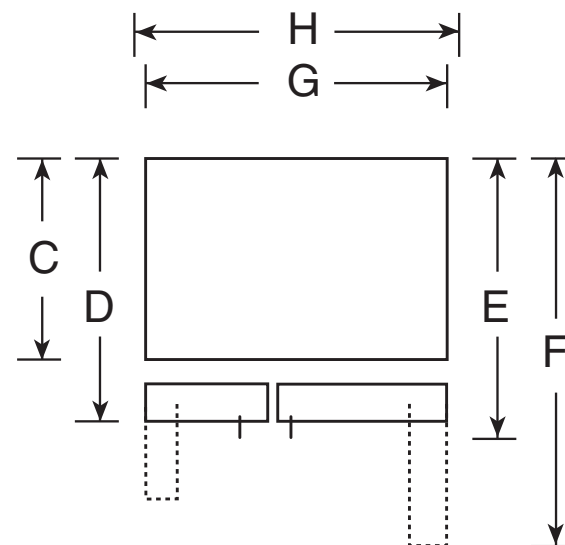
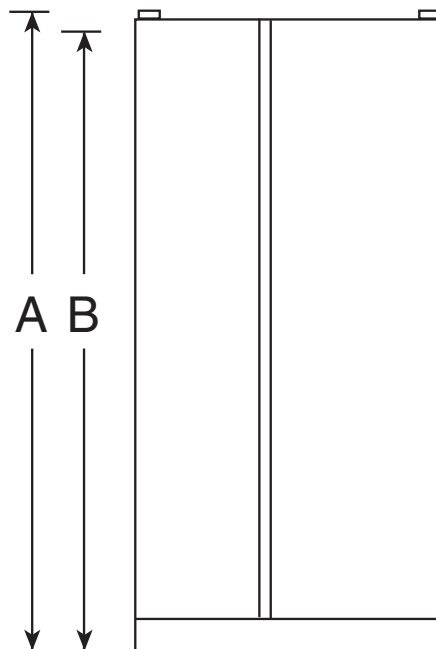


HSS25ATH

Hotpoint® 25.4 Cu. Ft. Side-By-Side Refrigerator

DIMENSIONS AND INSTALLATION INFORMATION (IN INCHES)

Overall Dimensions	Height to top of hinge (in.) A	69-1/4
	Height to top of case (in.) B	68-3/4
	Case depth without door (in.) C	29
	Case depth less door handle (in.) D	32-1/4
	Case depth with door handle (in.) E	34-5/8
	Depth with fresh food door open 90° (in.) F	51-1/8
	Width (in.) G	35-3/4
	Width with door open 90° inc. door handle (in.) H	40-3/4
Air	Each side (in.)	1/8
	Top (in.)	1
	Back (in.)	2



†Water hook-up fits in back air clearance when calculating installation depth.

If installed against a wall, allow clearance of 14-3/16" on freezer side to remove bin.

Clearance required to remove fresh food full-size pan without disassembling is 18-15/16".

Allow additional space for any necessary leveling adjustments.

Hotpoint®

For answers to your Monogram,® GE Profile™ Series or GE® Series appliance questions, visit our website at geappliances.com or call GE Answer Center® service, 800.626.2000.



Listed by
Underwriters
Laboratories



Specification Revised 8/15

HSS25ATH

Hotpoint® 25.4 Cu. Ft. Side-By-Side Refrigerator

FEATURES AND BENEFITS

Integrated shelf support system – Provides strong, flexible support


Adjustable slide-out, spillproof glass shelves – Raised edges help contain spills and make clean up quick and easy

Fresh food multi-level drawers – Provides the ideal environment for storing your fruits and vegetables

Adjustable door bins – Hold gallon containers with ease and free up valuable shelf space

Model HSS25ATHBB – Black

Model HSS25ATHWW – White



Hotpoint®



Specification Revised 8/15